

Potentiometer, compact, 22 mm, round, metal, black, 100k ohm, with holder, screw terminal



| | |
|-------------------------------|------------------------------------|
| Product brand name | SIRIUS ACT |
| Product designation | Potentiometers |
| Design of the product | Compact unit |
| Product type designation | 3SU1 |
| Product line | Metal, shiny, 22 mm |
| Manufacturer's article number | |
| • of the supplied holder | 3SU1550-0AA10-0AA0 |





| Enclosure | |
|--------------------------|---|
| Number of command points | 1 |

| Actuator | |
|---------------------------------------------|--------------------------------------------------------|
| Design of the operating mechanism | Rotary knob |
| Manner of function of the actuating element | Infinitely variable adjustment, angle of rotation 280° |
| Color | |
| • of the actuating element | black |
| Material of the actuating element | plastic |
| Shape of the actuating element | round |
| Outer diameter of the actuating element | 30 mm |
| Maximum deflection angle [°] | 280° |

| | |
|-----------------------------------------------------------|------------------------------------------------------------------------------------------------------------------------------------------------|
| Front ring | |
| Product component front ring | No |
| Holder | |
| Material of the holder | Metal |
| General technical data | |
| Insulation voltage | |
| • rated value | 500 V |
| Degree of pollution | 3 |
| Protection class IP | IP66, IP67, IP69(IP69K) |
| • of the terminal | IP20 |
| Degree of protection NEMA rating | 1, 2, 3, 3R, 4, 4X, 12, 13 |
| Shock resistance | |
| • acc. to IEC 60068-2-27 | Sinusoidal half-wave 50 g / 11 ms |
| Vibration resistance | |
| • acc. to IEC 60068-2-6 | 10 ... 500 Hz: 5g |
| Mechanical service life (switching cycles) | |
| • typical | 25 000 |
| Reference code acc. to DIN EN 81346-2 | S |
| Reference code acc. to DIN EN 61346-2 | S |
| Connections/ Terminals | |
| Type of electrical connection | screw-type terminals |
| Type of connectable conductor cross-sections | |
| • solid with core end processing | 2x (0.5 ... 0.75 mm ²) |
| • solid without core end processing | 2x (1.0 ... 1.5 mm ²) |
| • finely stranded with core end processing | 2x (0.5 ... 1.5 mm ²) |
| • finely stranded without core end processing | 2x (1,0 ... 1,5 mm ²) |
| • at AWG conductors | 2x (18 ... 14) |
| Tightening torque of the screws in the bracket | 1 ... 1.2 N·m |
| Tightening torque | |
| • with screw-type terminals | 0.8 ... 1 N·m |
| Ambient conditions | |
| Ambient temperature | |
| • during operation | -25 ... +70 °C |
| • during storage | -40 ... +80 °C |
| Environmental category during operation acc. to IEC 60721 | 3M6, 3S2, 3B2, 3C3, 3K6 (with relative air humidity of 10 ... 95 %, no condensation in operation permitted for all devices behind front panel) |
| Installation/ mounting/ dimensions | |
| Height | 40 mm |
| Width | 30 mm |
| Shape of the installation opening | round |

| | |
|---------------------------------------------|---------|
| Mounting diameter | 22.3 mm |
| Positive tolerance of installation diameter | 0.4 mm |
| Mounting height | 19.4 mm |
| Installation width | 30 mm |
| Installation depth | 46 mm |

Certificates/ approvals

| General Product Approval | Declaration of Conformity | Test Certificates |
|---------------------------------------------------------------------------------------|--------------------------------------------------------------------------------------------|---------------------------------------------------------------------------------------|
|  CSA |  UL |  EAC |
| |  EG-Konf. | Miscellaneous Type Test Certificates/Test Report |

other

[Confirmation](#)

Further information

Information- and Downloadcenter (Catalogs, Brochures,...)

<https://www.siemens.com/ic10>

Industry Mall (Online ordering system)

<https://mall.industry.siemens.com/mall/en/en/Catalog/product?mlfb=3SU1250-2PU10-1AA0>

Cax online generator

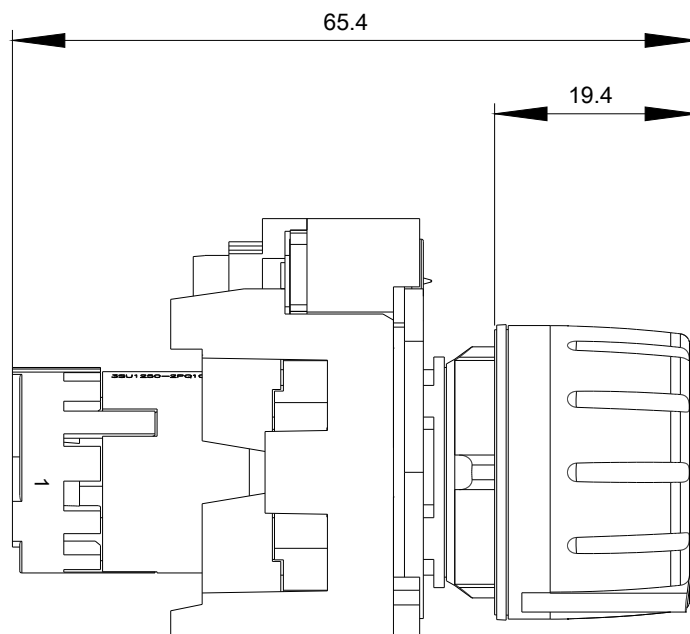
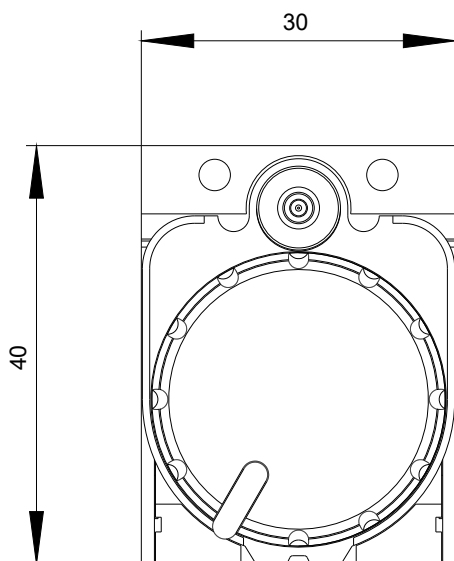
<http://support.automation.siemens.com/WW/CAXorder/default.aspx?lang=en&mlfb=3SU1250-2PU10-1AA0>

Service&Support (Manuals, Certificates, Characteristics, FAQs,...)

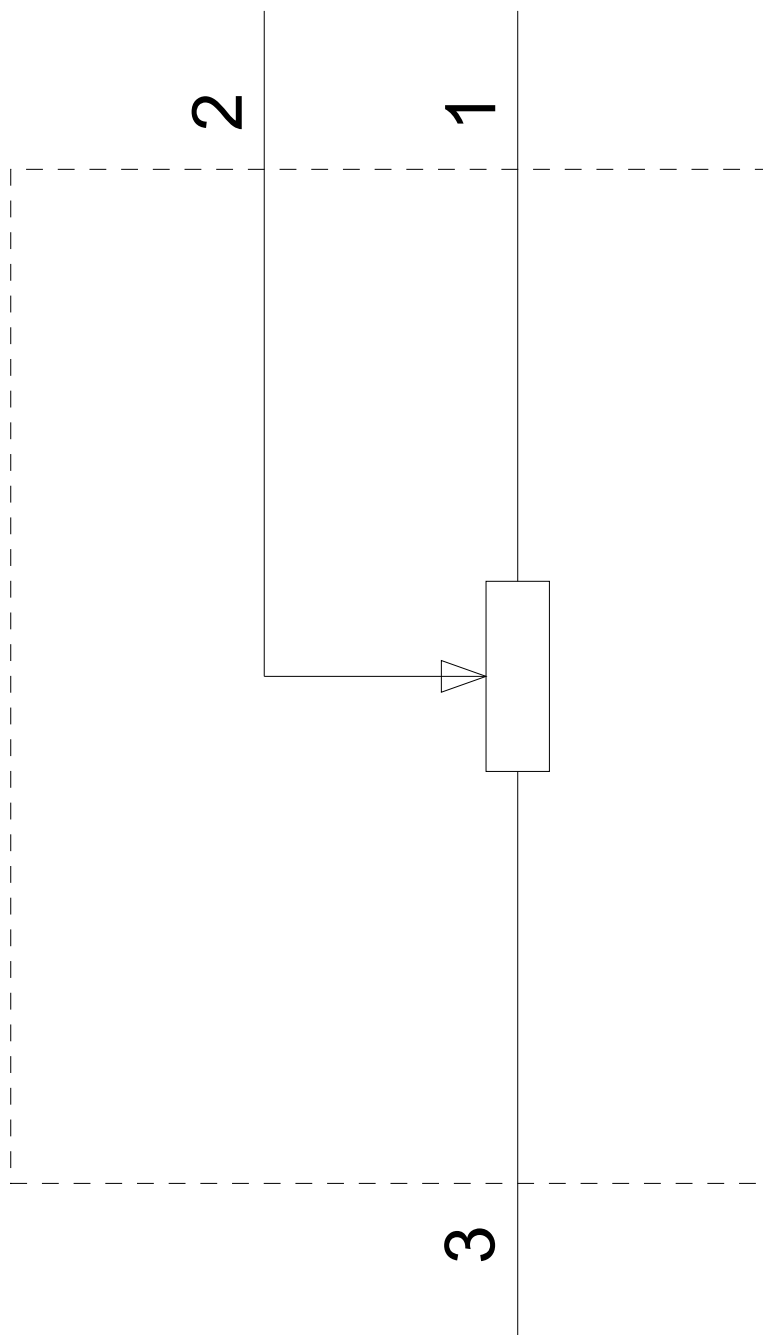
<https://support.industry.siemens.com/cs/ww/en/ps/3SU1250-2PU10-1AA0>

Image database (product images, 2D dimension drawings, 3D models, device circuit diagrams, EPLAN macros, ...)

http://www.automation.siemens.com/bilddb/cax_de.aspx?mlfb=3SU1250-2PU10-1AA0&lang=en



$-R$
100 kOhm



last modified:

05/15/2020